








Assembly Instructions

- Ⓐ  M6*50=2PCS
- Ⓑ  3.5*50=4+1PCS
- Ⓒ  3.5*40=23+1PCS
- Ⓓ  3.5*25=1+1PCS
- Ⓔ  3.0*16=21+1PCS
- Ⓕ  1PC
- Ⓖ  1PC

