






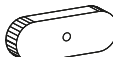
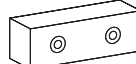


# Aufbauanleitung

- Ⓐ  M6\*50=8PCS
- Ⓑ  3.5\*60=23+1 Stk.
- Ⓒ  3.5\*45=18+1 Stk.
- Ⓓ  3.5\*35=24+1 Stk.
- Ⓔ  3.5\*25=16+1 Stk.
- Ⓕ  3.0\*25=7+1 Stk.
- Ⓖ  3.0\*16=6+1 Stk.
- Ⓗ  3Stk.
- Ⓘ  2Stk.

